



MicroStep - MIS

Calibration System for Tipping Bucket Rain Gauge




USB hub

- Connect USB hub to PC and to electricity



Calibrated rain gauge

- Connect the calibrated sensors to RGcal.
- Connect the RGcal to USB hub and to electricity.



Follow the instructions in the caliblab

- Enter water temperature
- Empty the rain gauge
- Flip the tipping bucket to the left side
- Put on a nozzle with flow
- Press continue button
- Open reference valve
- At the end of the calibration setpoint you will be notified about Last tip addition using a syringe.